

# Quick selection for screed-covered duct system with underfloor box in system size 350-3



## Duct 190 mm width, 28 mm height

Type	Item no.
Duct, 2-compartment*	<b>S2 19028</b> 7400 30 0
Connection shackle	<b>VL 19028E</b> 7400 96 0
Vertical bend	<b>KV2 19028</b> 7400 62 0

## Duct 190 mm width, 38 mm height

Type	Item no.
Duct, 2-compartment*	<b>S2 19038</b> 7400 30 4
Connection shackle	<b>VL 19038E</b> 7400 96 2
Vertical bend	<b>KV2 19038</b> 7400 62 4

## Duct 190 mm width, 48 mm height

Type	Item no.
Duct, 2-compartment*	<b>S2 19048</b> 7400 30 8
Connection shackle	<b>VL 19048E</b> 7400 96 4
Vertical bend	<b>KV2 19048</b> 7400 62 8

## Duct 250 mm width, 28 mm height

Type	Item no.
Duct, 2-compartment*	<b>S2 25028</b> 7400 31 2
Duct, 3-compartment*	<b>S3 25028</b> 7400 32 4
Connection shackle	<b>VL 25028E</b> 7400 96 6
Vertical bend, 2-compartment*	<b>KV2 25028</b> 7400 63 2
Vertical bend, 3-compartment*	<b>KV3 35028</b> 7400 65 6

## Duct 250 mm width, 38 mm height

Type	Item no.
Duct, 2-compartment*	<b>S2 25038</b> 7400 31 6
Duct, 3-compartment*	<b>S3 25038</b> 7400 32 8
Connection shackle	<b>VL 25038E</b> 7400 96 8
Vertical bend, 2-compartment*	<b>KV2 25038</b> 7400 63 6
Vertical bend, 3-compartment*	<b>KV3 25038</b> 7400 64 8

## Duct 250 mm width, 48 mm height

Type	Item no.
Duct, 2-compartment*	<b>S2 25048</b> 7400 32 0
Duct, 3-compartment*	<b>S3 25048</b> 7400 33 2
Connection shackle	<b>VL 25048E</b> 7400 97 0
Vertical bend, 2-compartment*	<b>KV2 25048</b> 7400 64 0
Vertical bend, 3-compartment*	<b>KV3 25048</b> 7400 65 2

## Duct 350 mm width, 28 mm height

Type	Item no.
Duct, 3-compartment*	<b>S3 35028</b> 7400 33 6
Connection shackle	<b>VL 35028E</b> 7400 97 2
Vertical bend, 3-compartment*	<b>KV3 35028</b> 7400 65 6


## Duct 350 mm width, 38 mm height

Type	Item no.
Duct, 3-compartment*	<b>S3 35038</b> 7400 34 0
Connection shackle	<b>VL 35038E</b> 7400 97 4
Vertical bend, 3-compartment*	<b>KV3 35038</b> 7400 66 0

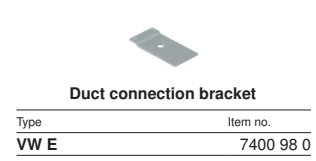
## Duct 350 mm width, 48 mm height

Type	Item no.
Duct, 3-compartment*	<b>S3 35048</b> 7400 34 4
Connection shackle	<b>VL 35048E</b> 7400 97 6
Vertical bend, 3-compartment*	<b>KV3 35048</b> 7400 66 4


\* Duct stock length: 2,000 mm



Screed height in mm	Type	Item no.
70-125	<b>UZD350-3</b>	7410 03 4
115-170	<b>UZD115170 350-3</b>	7410 04 7
165-220	<b>UZD165220 350-3</b>	7410 05 6



Type	Item no.
<b>VW E</b>	7400 98 0



Type	Item no.
<b>SE UZD3</b>	7410 16 0

Nominal size	Blanking lid	Service outlet	Cassette with cord outlet	Cassette for tube body	Device installation
Nominal size 4	<b>DUG 350-3 4</b> 7400 50 5	Locking slider <b>GES4-2U10T 7011</b> 7405 14 5 Handle clamp <b>GES4 U 7011</b> 7405 19 6	<b>RKSN2 4 VS 20</b> 7409 20 8	<b>RKFN2 4 VS 20</b> 7409 36 2	<b>2 x UT3 45 3</b> 7408 72 3
Nominal size 6	<b>DUG 350-3 6</b> 7400 50 9	Locking slider <b>GES6-2U10T 7011</b> 7405 32 1 Handle clamp <b>GES6 U 7011</b> 7405 30 8			<b>3 x UT3 45 3</b> 7408 72 3
Nominal size 9	<b>DUG 350-3 9</b> 7400 51 3	Locking slider <b>GES9-3S U 7011</b> 7405 08 3 Handle clamp <b>GES9-3B U 7011</b> 7405 07 7	<b>RKSN2 9 VS 20</b> 7409 21 8	<b>RKFN2 9 VS 20</b> 7409 36 8	<b>3 x UT4 45 4</b> 7408 72 7
Nominal size R4	<b>DUG 350-3 R4</b> 7400 51 7	<b>GESR4 U 7011</b> 7405 43 6	<b>RKS2 R4 V20</b> 7409 25 8	<b>RKFR2 4 V20</b> 7409 42 2	<b>2 x UT3 45 3</b> 7408 72 3
Nominal size R7	<b>DUG 350-3 R7</b> 7400 53 3	<b>GESR7 10U 7011</b> 7405 45 2	<b>RKS2 R7 V20</b> 7409 26 8	<b>RKFR2 7 V20</b> 7409 42 6	<b>2 x UT3 45 3</b> 7408 72 3 <b>1 x UT4 45 4</b> 7408 72 7
Nominal size R9	<b>DUG 350-3 R9</b> 7400 54 9	Locking slider <b>GESR9-2U12T 7011</b> 7405 46 5 Handle clamp <b>GESR9 U 7011</b> 7405 52 8	<b>RKS2 R9 V20</b> 7409 27 8	<b>RKFR2 9 V20</b> 7409 43 0	<b>3 x UT4 45 4</b> 7408 72 7

Plastic service outlets, colour: Iron grey. You can find additional colours in our underfloor systems catalogue. Variable floor covering recess in the service outlet:  
 Rectangular: 3, 5, 8 or 10 mm  
 Round R4, R7: 5 or 10 mm  
 Round R5: 3, 5, 10 or 12 mm

Stainless steel cassettes with 20 mm floor covering recess  
 Height adjustment range 110-155 mm [round]  
 Height adjustment range 105-150 mm [rectangular]

Stainless steel cassettes with 20 mm floor covering recess  
 Height adjustment range 110-155 mm [round]  
 Height adjustment range 105-150 mm [rectangular]  
 Please order the tube body separately.



Device installation in nominal size 4  
Space for 6x Modul 45



Device installation in nominal size 6  
Space for 9x Modul 45



Device installation in nominal size 9  
Space for 12x Modul 45



Device installation in nominal size R4  
Space for 6x Modul 45



Device installation in nominal size R7  
Space for 10x Modul 45



Device installation in nominal size R9  
Space for 12x Modul 45

### Device installation, energy technology

	Modul 45 Socket 33°, protective contact	Modul 45 Socket 33°, protective contact	Modul 45 Socket 33°, protective contact	Modul 45 Socket 33°, protective contact	Modul 45 Socket 33°, protective contact	Modul 45 Socket 33°, protective contact
Type	STD-D3 RW1	STD-D3 RW2	STD-D3 RW3	STD-D3 SRO1	STD-D3 SRO2	STD-D3 SRO3
Version	Single	Double	Triple	Single	Double	Triple
Item no.	6120 07 2	6120 10 2	6120 12 2	6120 07 8	6120 10 8	6120 12 8

	Modul 45 Socket 33°, protective contact	Modul 45 Socket 33°, protective contact	Modul 45 Socket 33°, protective contact	Modul 45 Blanking cover, 1 module	Surge protection module
Type	STD-D3 MZGN1	STD-D3 MZGN2	STD-D3 MZGN3	LP 45	ÜSM-A-4
Version	Single	Double	Triple	Single	Acoustic
Item no.	6120 07 6	6120 10 6	6120 12 6	7407 58 4	5092 47 2

### Device installation, data technology

	Antenna socket, 1 module, TV / radio / SAT, single socket	Audio cinch connection, 1 module, slanting outlet, as 1:1 coupling	VGA connection, 1 module, slanting outlet, with connection cable	HDMI connection, 1 module, slanting outlet, with connection cable	USB 3.0 connection, 1 module, slanting outlet, with connection cable	USB charger, 1 module, 2 USB sockets, max. 1.2 A charging current
Type	ANT-3SD RW1	MTS-2R F RW1	MTS-VGA F RW1	MTS-HD F RW1	MTS-U3A F RW1	MTG-2UC1.2 RW1
Item no.	6105 28 2	6105 07 8	6104 67 0	6104 83 8	6104 93 4	6105 29 1

	Data technology support, 1 module, slanting outlet, type RM	RJ45 data connection module, Cat. 5e, unshielded	RJ45 data connection module, Cat. 5e, shielded	RJ45 data connection module, Cat. 6, unshielded	RJ45 data connection module, Cat. 6, shielded
Type	DTS-2RM RW1	ASM-C5	ASM-C5 G	ASM-C6	ASM-C6 G
Item no.	6119 29 8	6117 33 7	6117 32 5	6117 34 1	6117 32 9

You can find additional data technology supports for makes Leoni Kerpen, Telegärtner, AMP TYCO, Brand-Rex, Nexans, BTR, Dätwyler, Corning, R&M, Rutenbeck and Avaya in our device systems catalogue.

### Raising aid for underfloor box UZD350-3

	Raising aid to screed height 115-170 mm	Raising aid to screed height 165-220 mm
Type	ASH350-3 B115170	ASH350-3 B165220
Version	Steel, strip galvanised	Steel, strip galvanised
Item no.	7410 15 0	7410 15 6

### Accessories for cassettes with tube body

	Tube body for round and square cassettes	Tube body for round and square cassettes, with handle clamp
Type	TUK2 V	TUK2 GV
Version	Cover made of V2A	Cover made of V2A
Item no.	7428 14 1	7428 14 0

### Height-adjustment units for cassettes

	Height-adjustment unit Construction set with 4 units	Height-adjustment unit Construction set with 4 units
Type	RK NEV2 110	RK NEV2 150
Height	110 mm	150 mm
Height adjustment range	140-190 mm	180-230 mm
Item no.	7405 81 5	7405 81 6